

Board Investment Report FY 2025
Cash Equivalents and Investments
Second Quarter Fiscal Year 2025 Activity
For December 1, 2024 through February 28, 2025

	<u>Fair Value</u>	<u>Book Value</u>
Beginning Value - December 1, 2024	\$ 33,276,988	\$ 33,276,988
Additions/Subtractions (Net)	11,313,814	11,313,814
Change in Fair Value	-	-
Ending Value - February 28, 2025	<u>\$ 44,590,802</u>	<u>\$ 44,590,802</u>


Earnings for the Second Quarter	402,710
Weighted Average Maturity at Ending Period Date (Days)	1
Weighted Average Earnings Rate for the Second Quarter	4.00%
Benchmark - Quarterly Average of the 4 Week Treasury Yield	4.27%

The above reported investments have been recorded in compliance with generally accepted accounting principles. In the opinion of the investment officers of the College, both this report and the investment portfolio of the College are in compliance with the requirements of the Public Funds Investment Act of the State of Texas and the Investment Policy of the Board of Regents of Galveston Community College District.


For information regarding Galveston College's investment portfolio, please contact Jeff Engbrock at (409) 944-1215.


Myles Shelton (Mar 7, 2025 15:30 CST)

W. Myles Shelton, Ed.D.
Investment Officer



Dr. Van Patterson
Investment Officer



Jeff Engbrock
Investment Officer

Board Investment Report FY 2025
Cash Equivalents and Investments
Second Quarter Fiscal Year 2025 Activity
For December 1, 2024 through February 28, 2025

Description of Security	Account No. / CUSIP No.	Average Interest Rate	Maturity Date	Beginning Book Value	Ending Book Value	Beginning Fair Value	Additions	Withdrawals	Ending Fair Value	% of Total Portfolio	Weighted Avg. Earnings Rate	Accrued Interest	Days to Maturity	Weighted Avg. Maturity-Days
OPERATING														
Lone Star Investment Pool - Corp	84502	4.508%	Demand	143,917	145,551	143,917	1,634	-	145,551	0.33%	0.01%	-	1	0.00
Lone Star Investment Pool - Gov	84502	3.968%	Demand	8,240,514	17,910,557	8,240,514	14,570,044	(4,900,000)	17,910,557	40.17%	1.59%	-	1	0.40
Logic	151720001	4.500%	Demand	7,182,058	7,263,459	7,182,058	81,401	-	7,263,459	16.29%	0.73%	-	1	0.16
Texpool	000020101	4.362%	Demand	6,397,663	6,468,143	6,397,663	70,280	-	6,468,143	14.51%	0.83%	-	1	0.15
Texas Term Pool	1216-00	4.373%	Demand	5,733,345	5,796,490	5,733,345	63,145	-	5,796,490	13.00%	0.57%	-	1	0.13
MNB Repurchase Account	3128X1PZ4	0.100%	Open	712,223	2,367,122	712,223	1,654,899	-	2,367,122	5.31%	0.01%	-	1	0.05
Vanguard Mutual Fund	09914660032	4.279%	Demand	770,135	778,433	770,135	8,297	-	778,433	1.75%	0.07%	-	1	0.02
TOTAL OPERATING				29,180,055	40,729,755	29,180,055	16,449,700	(4,900,000)	40,729,755	91.34%	3.62%	-		0.91
RESTRICTED														
Lone Star Invest. - 2022 Bond Proceeds	84502	4.357%	Demand	2,012,865	1,754,239	2,012,865	19,039	(277,665)	1,754,239	3.93%	0.17%	-	1	0.04
Lone Star Invest. - 2022 Bond Reserve	84502	4.333%	Demand	2,084,068	2,106,808	2,084,068	22,740	-	2,106,808	4.72%	0.20%	-	1	0.05
TOTAL RESTRICTED				4,096,933	3,861,047	4,096,933	41,779	(277,665)	3,861,047	8.66%	0.38%	-		0.09
GRAND TOTAL				33,276,988	44,590,802	33,276,988	16,491,479	(5,177,665)	44,590,802	100%	4.00%	-		1.00


11,313,814


The above reported investments have been recorded in compliance with generally accepted accounting principles. In the opinion of the investment officers of the College, both this report and the investment portfolio of the College are in compliance with the requirements of the Public Funds Investment Act of the State of Texas and the Investment Policy of the Board of Regents of Galveston Community College District.

For information regarding Galveston College's investment portfolio, please contact Jeff Engbrock at (409) 944-1215.


Myles Shelton (Mar 1, 2025 15:30 CST)

W. Myles Shelton, Ed.D.
Investment Officer


Van Patterson, Ed.D.
Investment Officer


Jeff Engbrock
Investment Officer

Board Investment Report FY 2025
Interest Earned - Second Quarter of FY 2025
For December 1, 2024 through February 28, 2025

<u>Investments</u>	<u>Feb</u>	<u>2nd Quarter</u>	<u>Fiscal YTD</u>
Operating			
MNB Money Market Account	252	499	997
Lonestar Corp	498	1,634	3,441
Lonestar Gov	57,832	135,664	241,773
LOGIC	24,986	81,401	170,496
Texpool	21,539	70,280	148,362
Texas Term	19,419	63,145	132,896
Vanguard	2,539	8,297	17,556
Total Investment Operating Interest	127,066	360,920	715,520
Restricted			
Lonestar - 2022 Bond Reserve	5,832	19,039	44,351
Lonestar - 2022 Bond Proceeds	7,005	22,740	48,387
Total Investment Restricted Interest	12,837	41,779	92,738
Demand Deposit			
Moody National Bank	5	12	24
Total Demand Deposit Interest	5	12	24
GRAND TOTAL INTEREST EARNED	139,907	402,710	808,282